


6.2.3 Implementation of e-governance in areas of operation

Administration:

The office of the college is computerized and equipped with software. College administrative staff oversees the work of all departmental through this software. For effective administration, college has formed various committees. All the departments are communicated by E-Mail, SMS and What's app and Google classroom with each other and the students groups are formed. Besides this, the college has installed 32 CCTV cameras for surveillance. The salary of the faculties and administrative staff are managed by the government provided Sewarth System.



Finance and Account:

For e-governance in Finance and Accounts, The Receipt Payment, Ledger book, Cash book etc. are maintained by headclerk in the Talley Software. After consultation with the Principal he submits draft of account statement in soft copy to the Auditor appointed by the management and gives necessary inputs to settle it in the proper manner.

Smt. Sindhutai Jadhao Arts & Science Mahavidyalaya	
Receipt for NEFT	
IS Reference No.	3188539224
UTR	MAHSH108321191
From Account No	9017848294
Beneficiary Name	SRI SHREY - NEST Account
Beneficiary Account No	2150402091
Transaction Amount	1,00,00
Receipt Tan Amount in Words	One Thousand Rupees Only - Rupees Only
Transaction Date and Time	05/04/2017 11:41:59
Remarks	Amount Subscribed
Beneficiary Details	MAHSHREY
Transaction Type	NEFT
Transaction Status	Success

Smt. Sindhutai Jadhao Arts & Science Mahavidyalaya

Receipt for NEFT



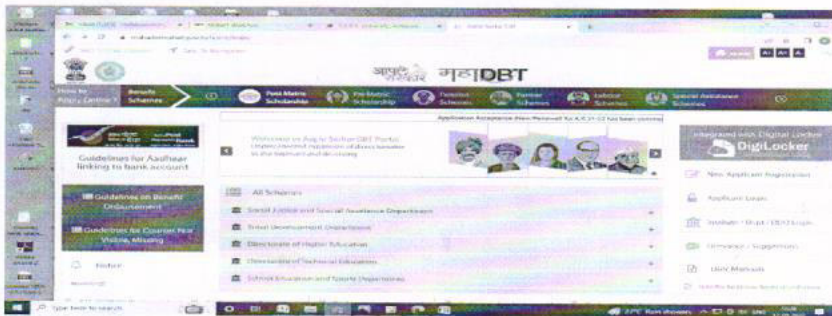
Ball
Coordinator - IQAC
Smt. Sindhutai Jadhao College
Mehkar Dist. Buldhana

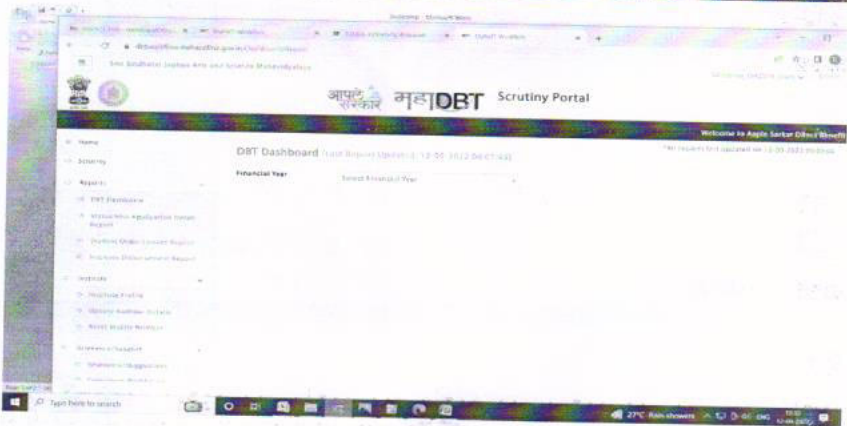
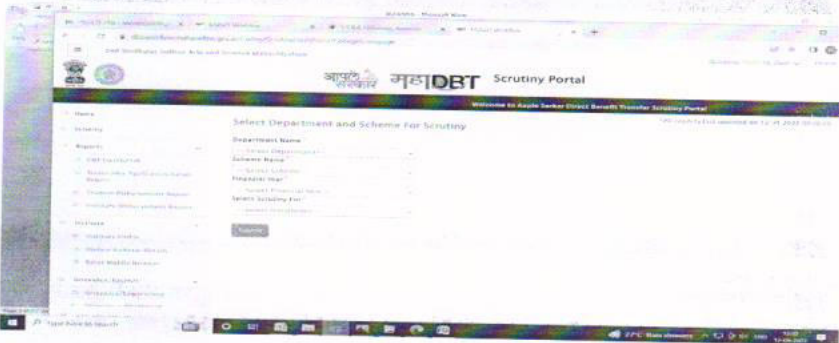
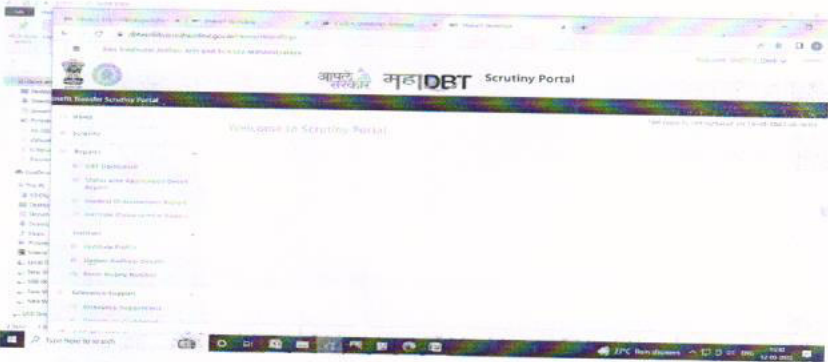
Smt. Sindhutai Jadhao
Principal
Smt. Sindhutai Jadhao Arts
& Science Mahavidyalaya
Mehkar

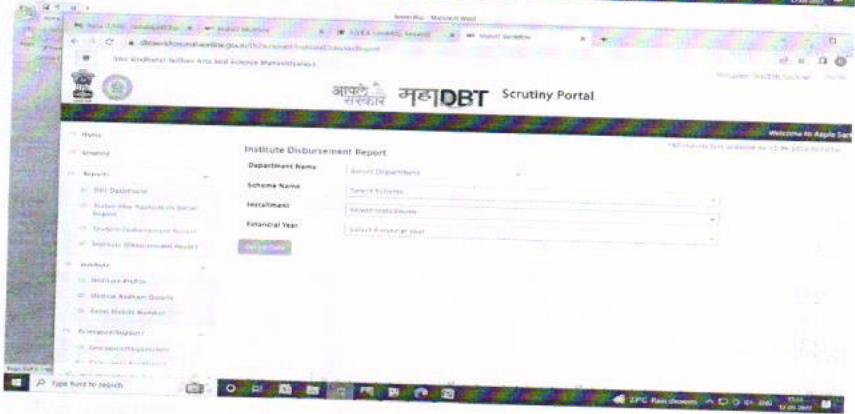
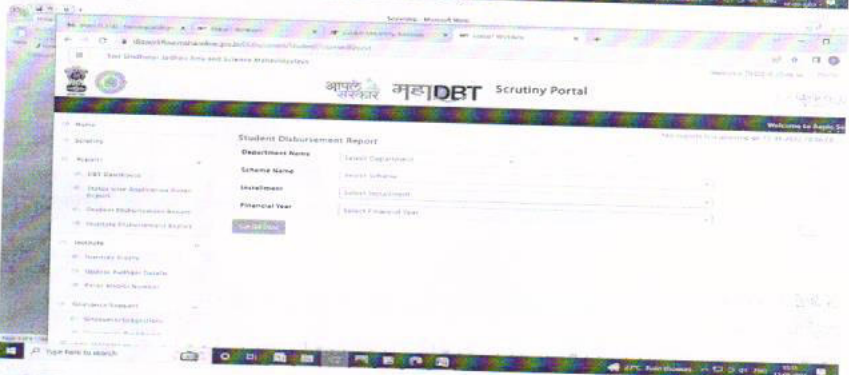
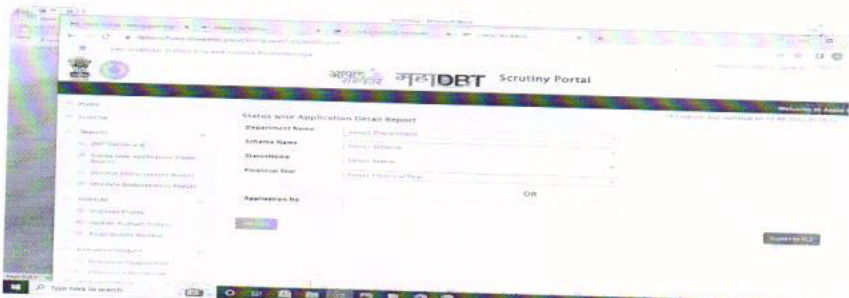
Student Admission and Support:

The admission process is conducted as per the reservation policy of the state government. The detailed information brochure containing the rules and regulations regarding admission, scholarship etc. is prepared for students. The soft copy of brochure is displayed on college website. The university has installed a portal for online enrollment of the students entering in the courses. The state Government also administers the scholarship online. Students apply online and their forms are verified by the concerned clerk of the college and is forwarded to the university.

Students who have passed class XII, are admitted in the college for the three-year degree course of B.A. and B.Sc. If any student faces any difficulty, he is assisted for the same. The administrative department of the college, the professor, solves these problems by providing them proper guidance.







आपके सर्वकार महामंडळ DBT Scrutiny Portal

Welcome to Apple Sarkar Shiksha Shiksha Transfer Scrutiny Portal

[Home](#)
[Reports](#)
[Institute Details](#)
[Course Details](#)
[Fees Details](#)
[Fees Details](#)
[Document Details](#)

Institute Details

Department Assigned Code	INSTITUTE-NIGHE CODE/AR India Survey on Higher Education	Institute Name / School Name	
State	Odisha	Taluka	Uttara
Pincode		STO Code	Pin No
			Inst ID

आपके सर्वकार महामंडळ DBT Scrutiny Portal

Welcome to Apple Sarkar Shiksha Shiksha Transfer Scrutiny Portal

Update Aadhaar

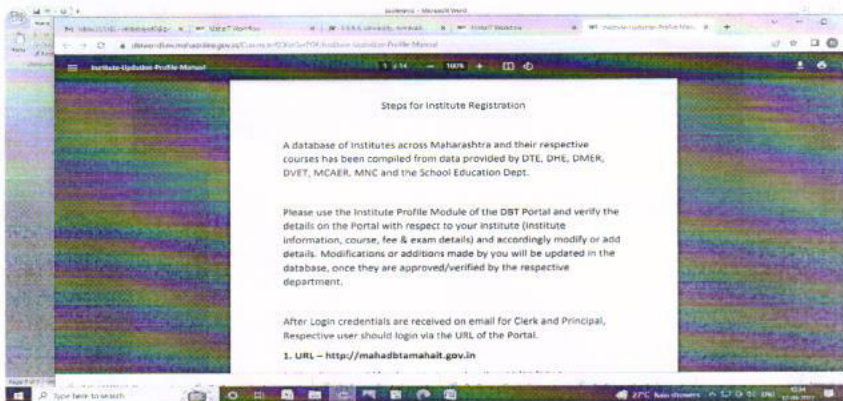
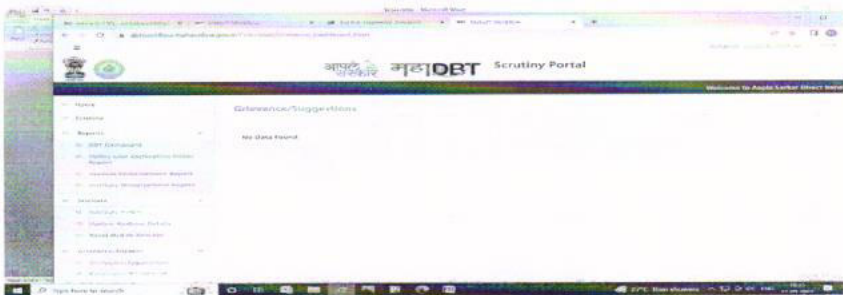
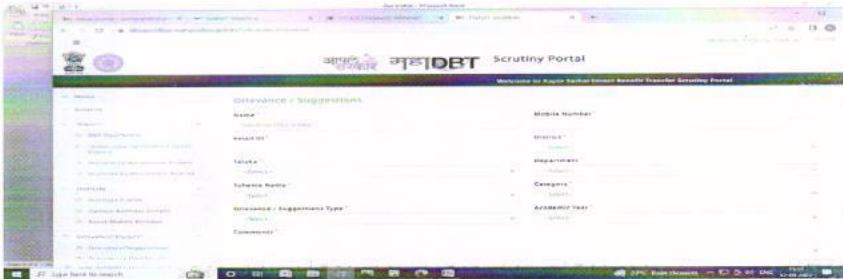
आपके सर्वकार महामंडळ DBT Scrutiny Portal

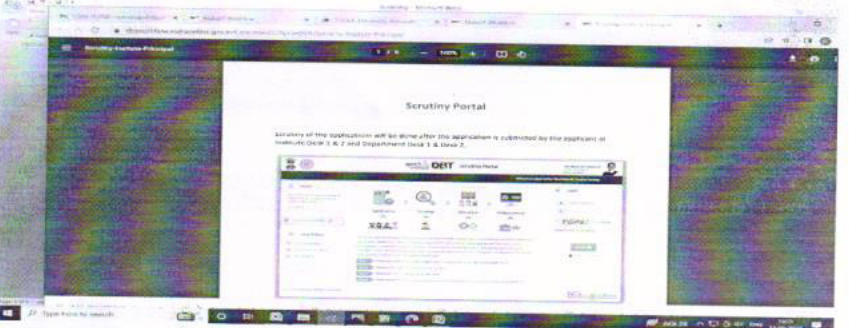
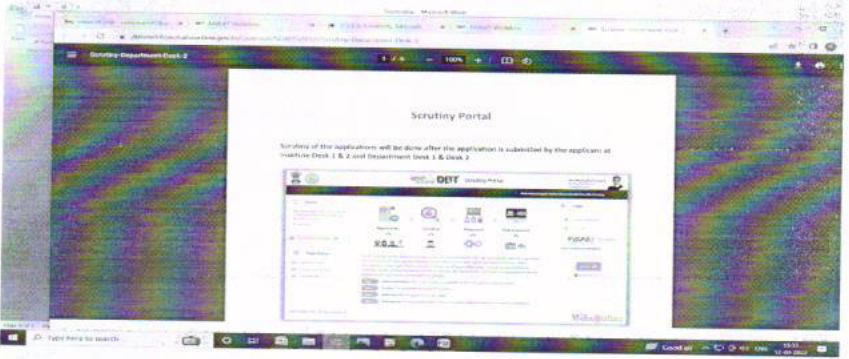
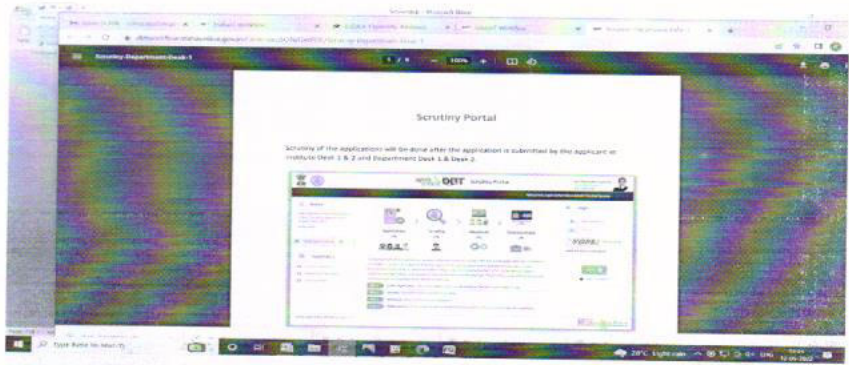
Welcome to Apple Sarkar Shiksha Shiksha Transfer Scrutiny Portal

Update Mobile Number

Aadhar
 Non Aadhar

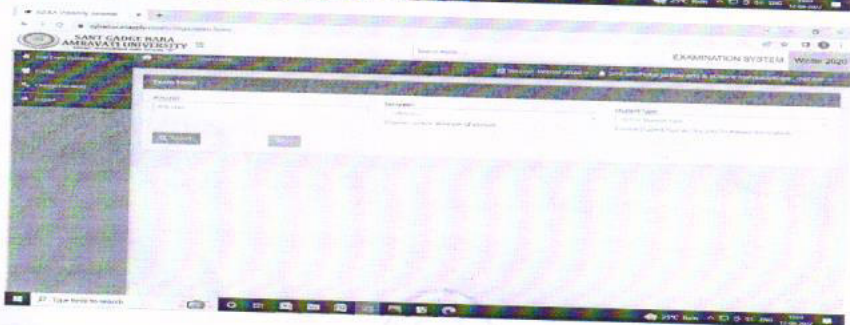
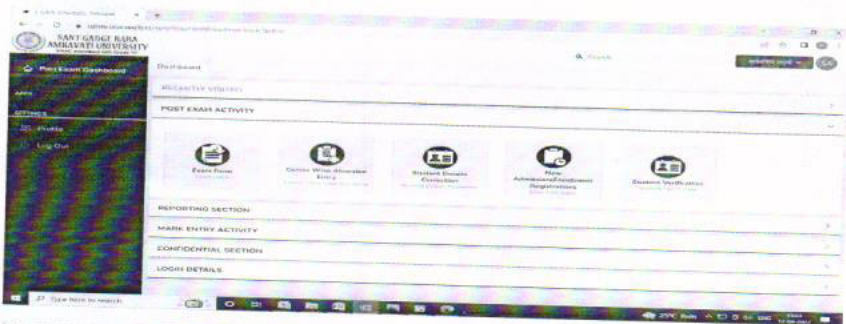
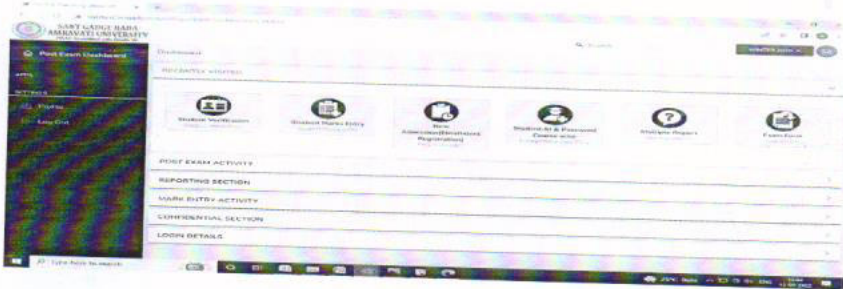






Examination:

Students exam forms are filled online. Examination hall ticket are received to students through the online system. From 2017-18 online question papers are send to the college by the university. Students practical exam and Internal exam marks are filled online on the university portal. The result of the examination is declared online by the university. Summer exam was conducted in Google Forms.



Exam Form

The screenshot shows the 'Exam Form' page in the 'EXAMINATION SYSTEM' for 'Winter 2020'. The page features a dark sidebar on the left with navigation options like 'Home', 'Dashboard', 'Exam Form', 'Center wise absent report', and 'Student Details Correction'. The main content area contains a form with fields for 'Exam Type', 'Exam Name', 'Exam Date', 'Exam Time', 'Exam Location', 'Exam Center', 'Exam Mode', 'Exam Type', 'Exam Name', 'Exam Date', 'Exam Time', 'Exam Location', 'Exam Center', 'Exam Mode', 'Exam Type', 'Exam Name', 'Exam Date', 'Exam Time', 'Exam Location', 'Exam Center', 'Exam Mode'. There are 'Save' and 'Cancel' buttons at the bottom of the form.

Center wise absent report

The screenshot shows the 'Center wise absent report' page in the 'EXAMINATION SYSTEM' for 'Winter 2020'. The page features a dark sidebar on the left with navigation options like 'Home', 'Dashboard', 'Exam Form', 'Center wise absent report', and 'Student Details Correction'. The main content area contains a form with fields for 'Exam Type', 'Exam Name', 'Exam Date', 'Exam Time', 'Exam Location', 'Exam Center', 'Exam Mode', 'Exam Type', 'Exam Name', 'Exam Date', 'Exam Time', 'Exam Location', 'Exam Center', 'Exam Mode'. There are 'Save' and 'Cancel' buttons at the bottom of the form.

Student Details Correction

The screenshot shows the 'Student Details Correction' page in the 'EXAMINATION SYSTEM' for 'Winter 2020'. The page features a dark sidebar on the left with navigation options like 'Home', 'Dashboard', 'Exam Form', 'Center wise absent report', and 'Student Details Correction'. The main content area contains a form with fields for 'Exam Type', 'Exam Name', 'Exam Date', 'Exam Time', 'Exam Location', 'Exam Center', 'Exam Mode', 'Exam Type', 'Exam Name', 'Exam Date', 'Exam Time', 'Exam Location', 'Exam Center', 'Exam Mode'. There are 'Save' and 'Cancel' buttons at the bottom of the form.



New Admission

The screenshot shows the 'New Admission' form in the 'EXAMINATION SYSTEM' for 'Winter 2020'. The form includes fields for 'Student Name', 'Enrollment Number', 'Student Type', and 'Paper Type'. There are 'Add' and 'Cancel' buttons at the bottom right of the form area.

Student's verification

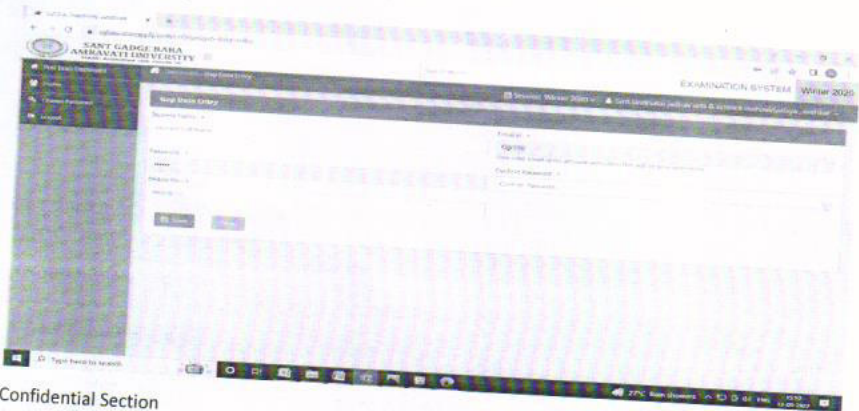
The screenshot shows the 'Student's verification' page. It features a search bar and a table with columns for 'Name', 'Enrollment Number', 'Student Type', 'Paper Type', 'Verification Status', and 'Approved Status'. There are 'Add' and 'Cancel' buttons for each row in the table.

Multiple reports

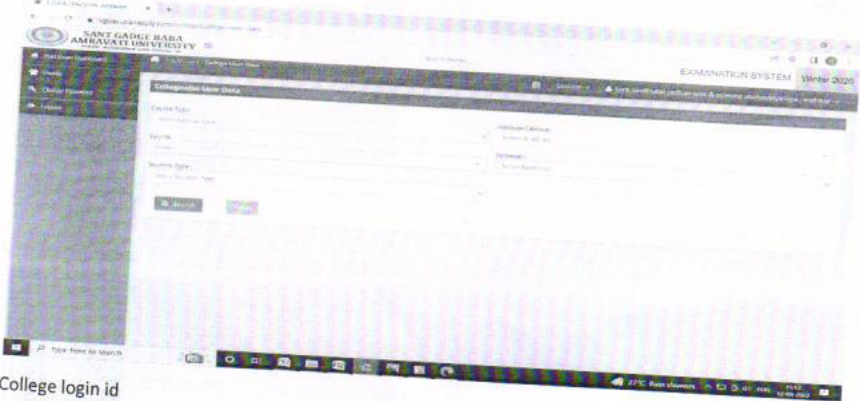
The screenshot shows the 'Multiple reports' form. It includes fields for 'Student Name', 'Enrollment Number', 'Student Type', 'Paper Type', 'Paper Title', 'Subject', 'Section', and 'Unit/Part'. There are 'Add' and 'Cancel' buttons at the bottom right of the form area.



Student's marks entry



Confidential Section



College login id

[Faint, illegible text, possibly a stamp or signature]



[Faint, illegible text, possibly a stamp or signature]



Student's login id



Smt. Sindhutai Jadhao

**Principal
Smt. Sindhutai Jadhao Arts
& Science Mahavidyalaya
Mehkar**

**Coordinator - IQAC
Smt. Sindhutai Jadhao College
Mehkar, Dist. Buldana**